



J.B.M. PUBLIC SCHOOL
RECOGNISED SR. SECONDARY & AFFILIATED TO CBSE
SUMMER VACATION HOLIDAYS HOMEWORK
CLASS: NURSERY



WRITING WORK: ----- (write with proper dots and proper lines)

NOTEBOOKS WORK (Use separate Three in One copy)

****Notebook work to be done twice a day**

ENGLISH:- Letters A , B, C, D, E, F

HINDI:-- अक्षर उ, ऊ, अ, आ

MATHS:- Number 1,2,3,4,5

WORKSHEETS: ----- Take a print out of the worksheets (PDF) given with the holidays homework and color it neatly.

LEARNING WORK:--

Learn these lines for self – introduction

- Good Morning Teacher
- Hello friends
- My name is _____
- I am a boy / girl.
- I am 3 years old.
- I read in Nursery class.
- I study in J.B.M. Public School.

Dear Students

Try to be independent during this summer break and learn to

- Button up your shirt.
- Zipping and unzipping the bag.
- Pack up your bag.
- Eat lunch on your own.

Language Development

- Introduce any one story with pictures to your child and discuss the things seen in the pictures. (The storybook can be purchased from a bookstore).
- Ask question to them related to story.
- Encourage them to speak magic like Please, Sorry, Excuse-Me, Thank-You

Emphasis on Spoken English: Let's converse in small English sentences.

- ❖ How are you? I am good, thank you.
- ❖ I am thirsty, Please give me water.
- ❖ Please open/close my work/food.
- ❖ I have finished my food / work.
- ❖ Please switch on/off the light/fan.

Let's Introduce:

Prepare the answers of the following questions:

- What is your name?
- What is your Father's name?
- What is your Mother's name?
- What is your Class Teacher's name?
- Your home address and phone number.



HAPPY SUMMER VACATION

Color the A's red.

B

C

A

A

A

B

A

C

A

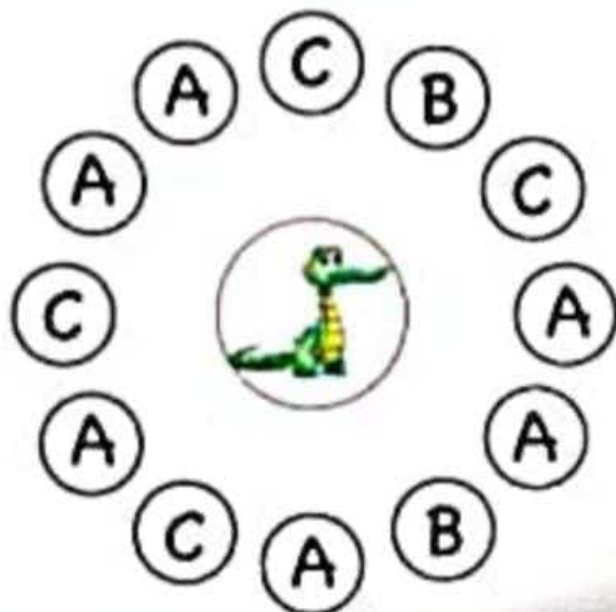
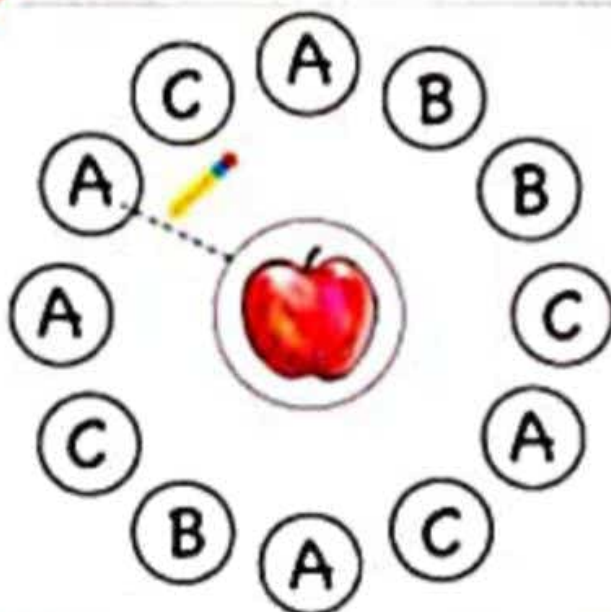
c

B

Circle the words that start with A.



Connect the A's. Color them red.



Read the picture and circle the correct sound.



A

B



A

B



A

B



A

B



A

B



A

B



A

B



A

B



A

B



A

B



A

B



A

B

Letter Search

Circle the B's

F A B L B



S B H N B

R D B B R

L B J I S

Where's Letter B?


Color the objects that contain letter B.



The letter C (uppercase)

Kindergarten Letters Worksheet

Trace the C with your finger. Say the "C" words.



CHERRY

'C' is for...



Cap



Cat



Car

Practice tracing C's.



The letter



TRACE IT



COLOR IT



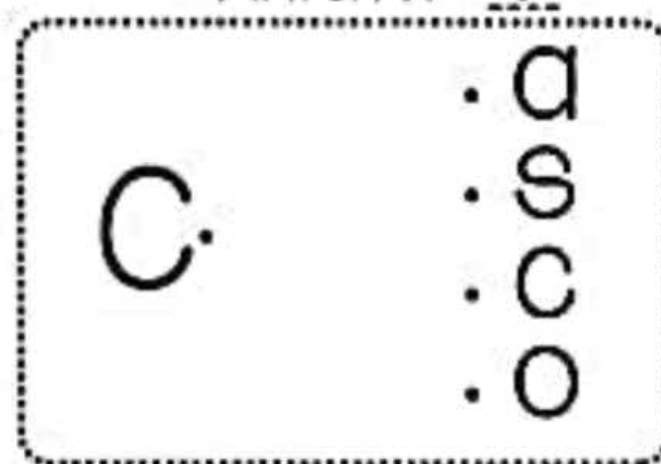
TRACE IN PENCIL



FIND IT



MATCH IT



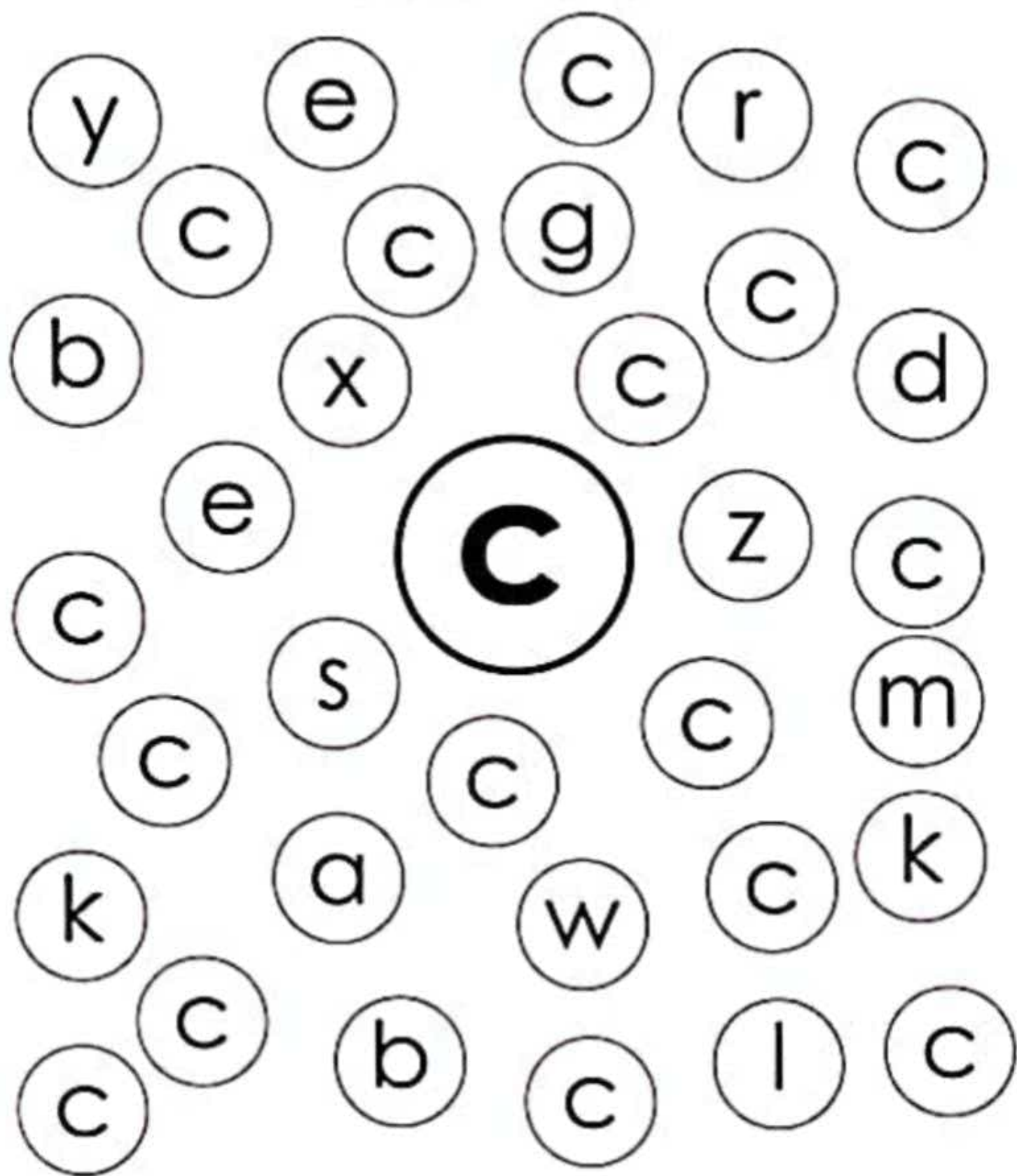
WRITE IT



Name: _____


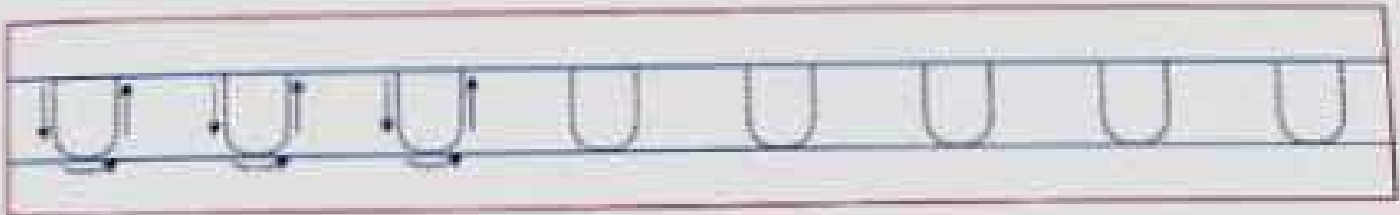




Color Letter c





2. आओ बनाएँ






8. बोलो और लिखो

उ



उल्लू



उपहार



उस्तरा

उ उ उ उ उ उ

उ उ उ उ उ उ

उ उ उ


उ उ

उ



9. बोलो और लिखो

ऊ



ऊन



ऊँट

ऊ ऊ ऊ ऊ ऊ ऊ

ऊ ऊ ऊ ऊ ऊ ऊ


ऊ ऊ ऊ

ऊ ऊ

ऊ

उ

वर्ण पहचान कर, चित्र में रंग भरो।




उल्लू



उपहार

ऊ

वर्ण पहचान कर, चित्र में रंग भरों।



ऊँट



ऊन

स्वर उ में गोला लगाएं



उपहार



उल्लू

ऊ

अ

उ

ऊ

अ

उ


ल

उ

उ

ल

स्वर ऊ में गोला लगाएं



ऊन



ऊदबिलाव

उ

ऊ

अ

उ

ऊ

अ

अ

ऊ

ऊ

ल

चित्र का सही वर्ण को ढूँढ कर गोला बनाओ



श

ख

ऊ

ख



उ

ऊ

ख

ख

सही वर्ण को चित्र से मिलाओ



उ







ऊ



Worksheet

I. **Match** the correct pair: big and small   



Tall and Short

Select the picture that is tall.




Select the picture that is short.



Recognizing "Full" and "Empty"

Kindergarten Activity Worksheet

Circle the items that are full. Cross-out the items that are empty.



School Name/Stamp

Worksheet No. 1

Date: ____/____/____

Name: _____

CW ☐

Roll No: _____ Section: _____

HW ☐



GET GOING









Trace over the lines to help the bees reach the flowers.






Teacher's Signature _____

Name: _____

Trace the Pattern




Trace the Pattern.





TRACING LINES



MATHS

1.

Look at the picture and colour the shape with correct number-



1

6

1

3

9

1

2

1

Name _____

Date _____


Color the Number

Find the Number 2 and color it.



Body parts


Identify and match the body parts



eyes



nose



leg



hand



arm



ear



mouth



foot

SHADOW MATCHING

MY BODY



Ear



Lips




Nose



Foot



Hand





THE EDUCATORS

A Project of Beachon House

Ghotki Campus



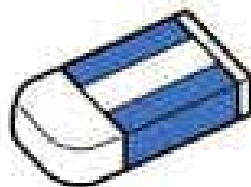
Class PG

Body Parts


Match the same body parts.



Circle the things you see in the classroom.

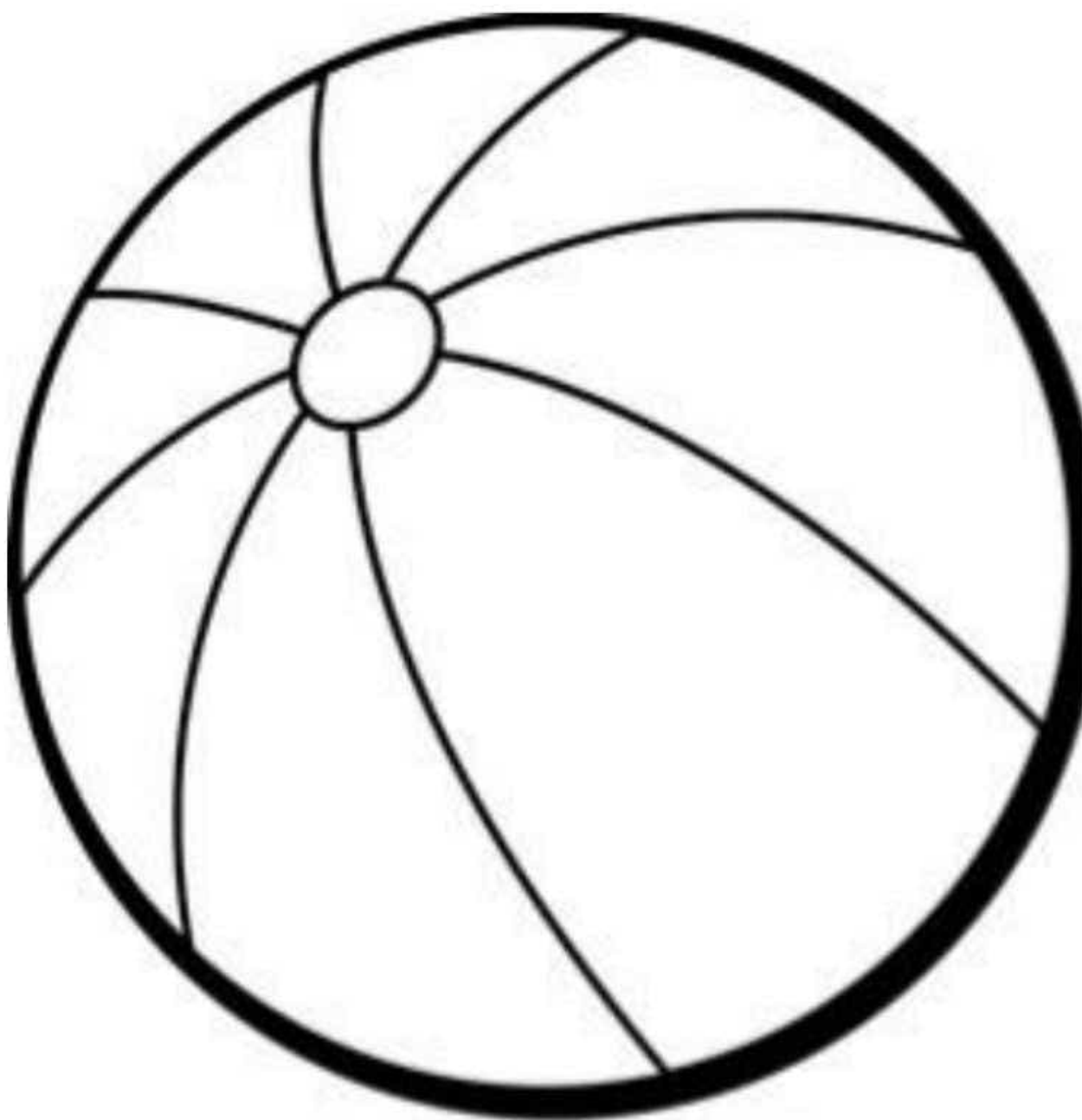


COLOUR IT

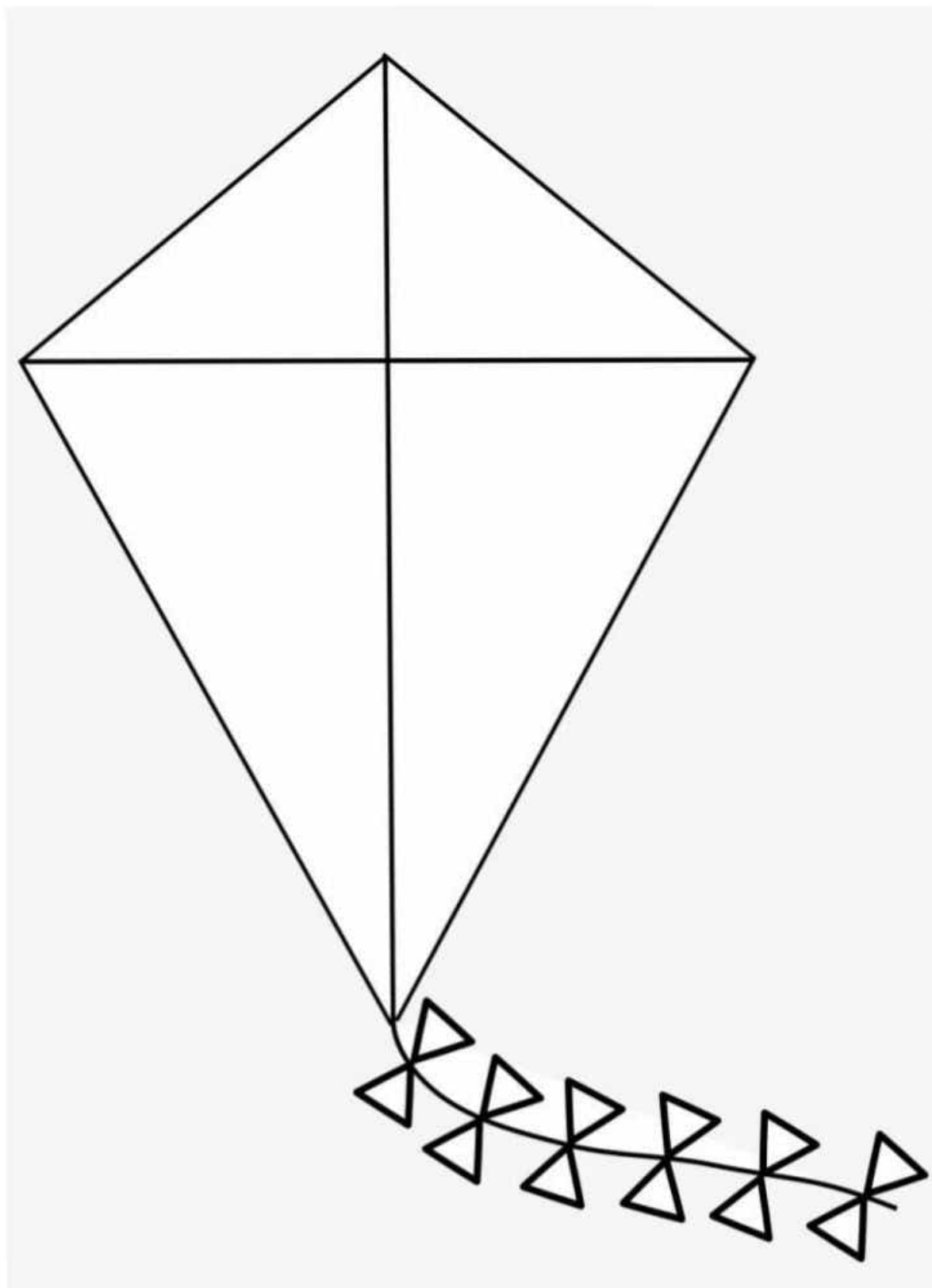


© Swati Sharma, www.treehut.in

Colour the Ball



Colour the Kite



Colour the House



Name: _____

Shape Tracing: Star

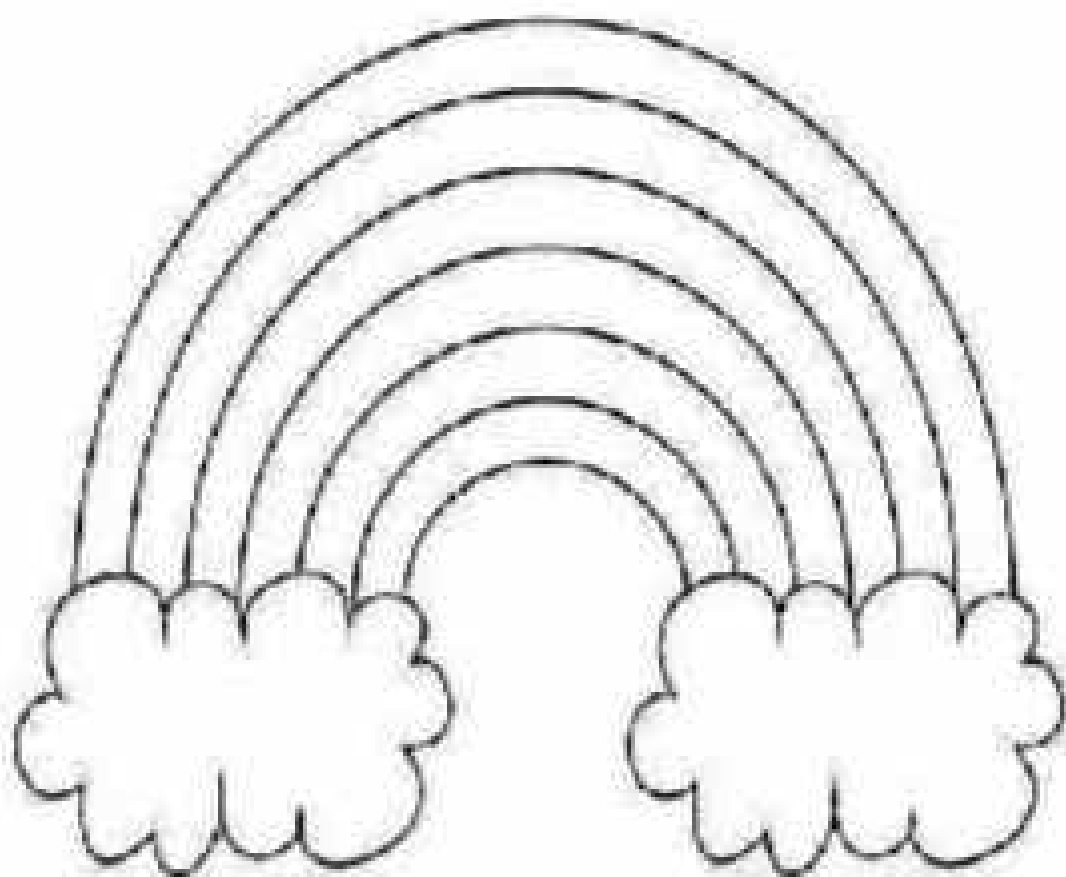
PASTE STAR
STICKERS



PASTE STAR
STICKERS



Paste cotton on the clouds and colour the rainbow.





Paste cotton on the clouds & watermelon seeds on the raindrops and colour the picture.